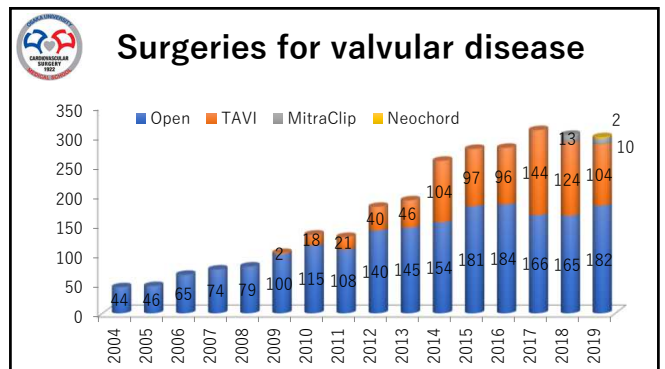
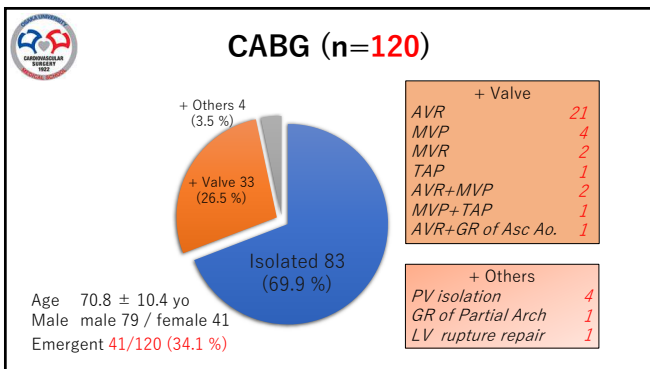
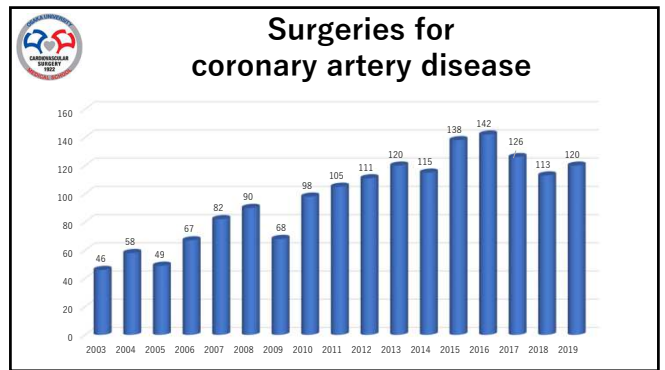
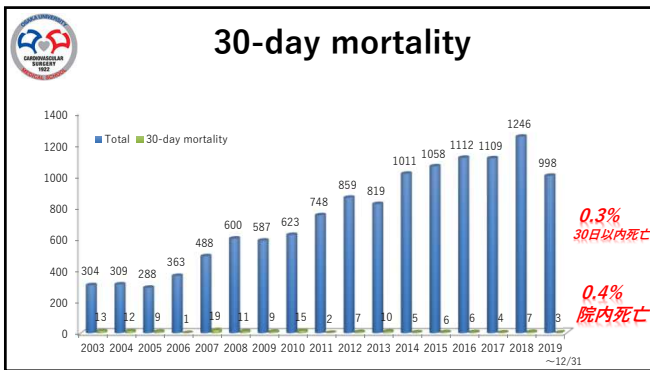
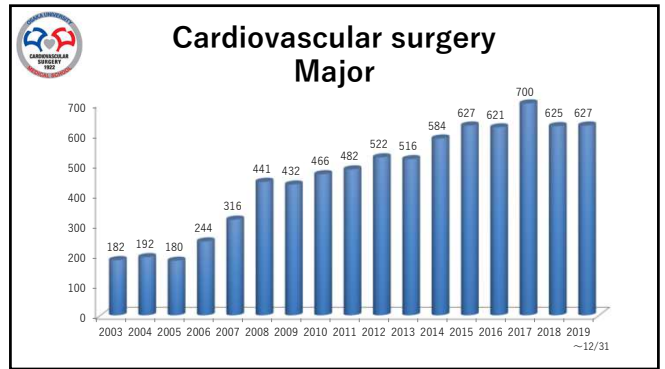
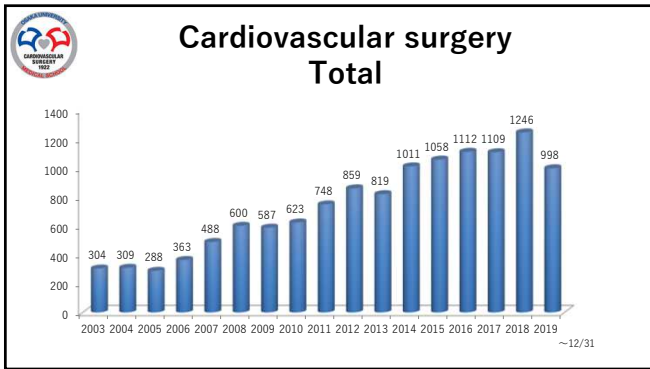
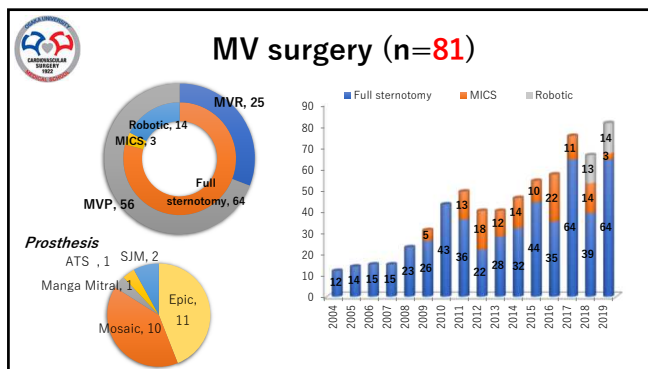
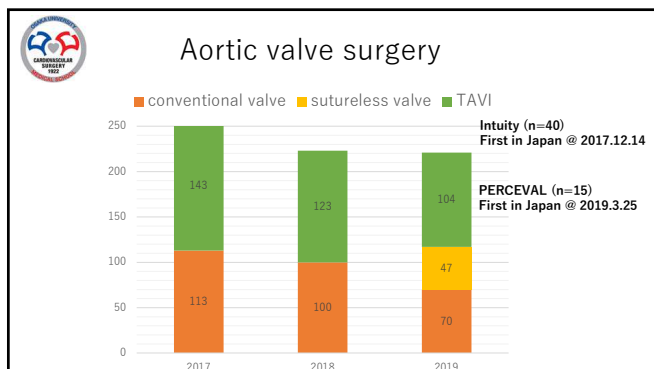


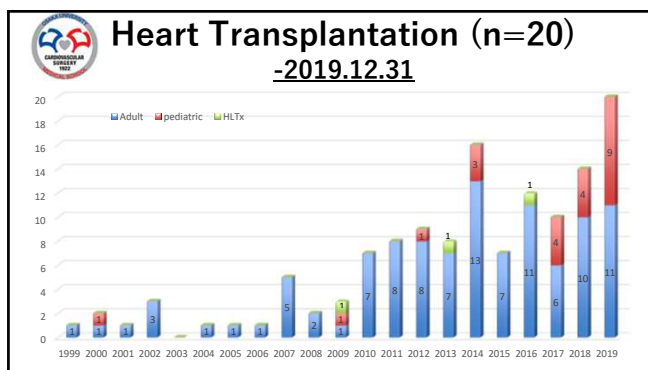
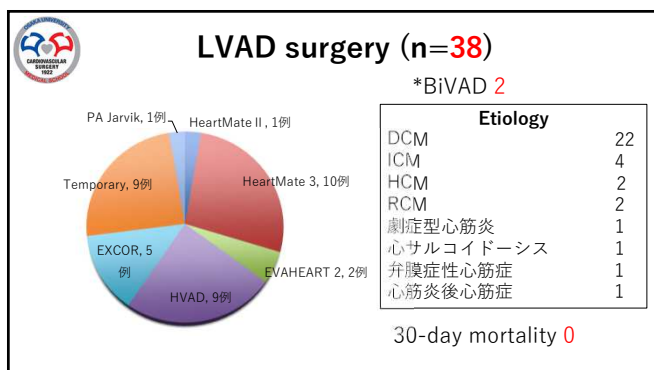
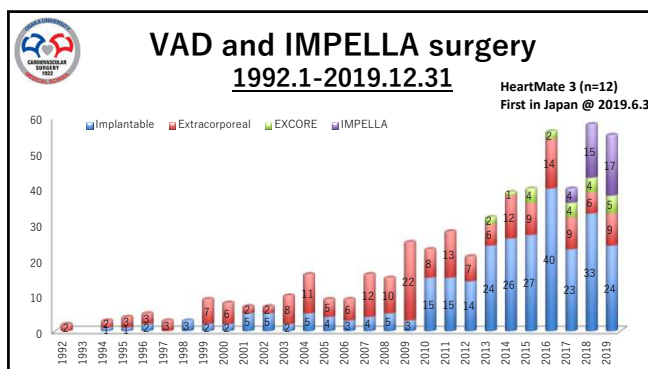
大阪大学心臓血管外科の成績



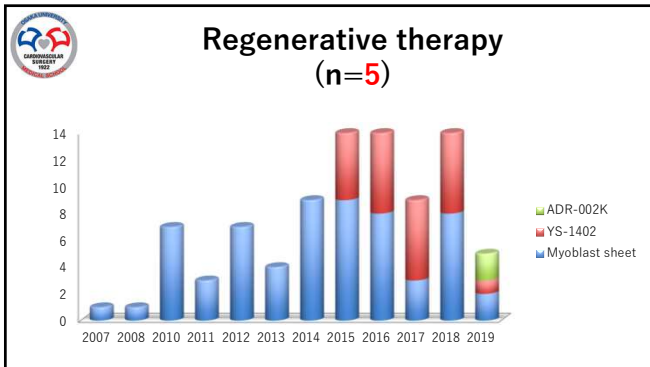
大阪大学心臓血管外科の成績



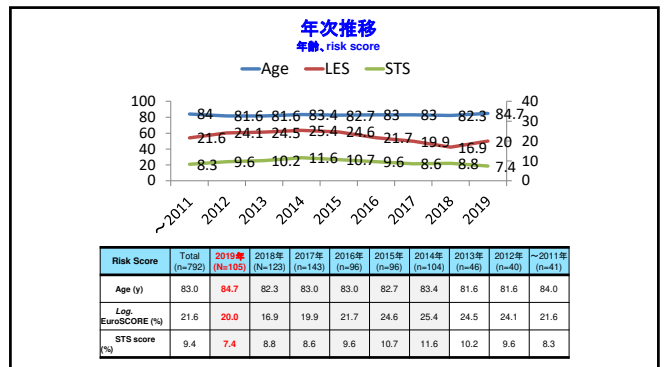
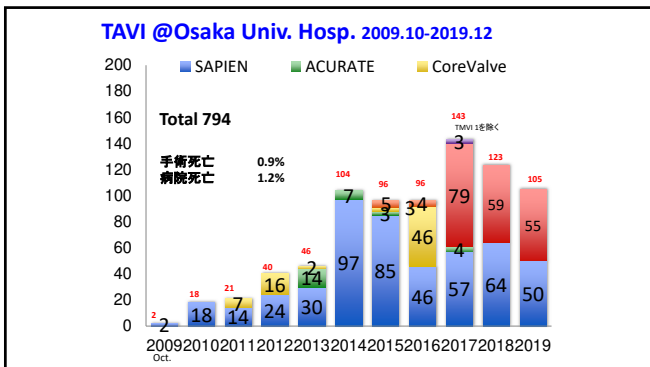
	MICS (n=20)	Robotic surgery (n=16)
AVR	7	MVP 12
MVP	3	MVP+TAP 1
CABG	10	ASD closure+TAP 3



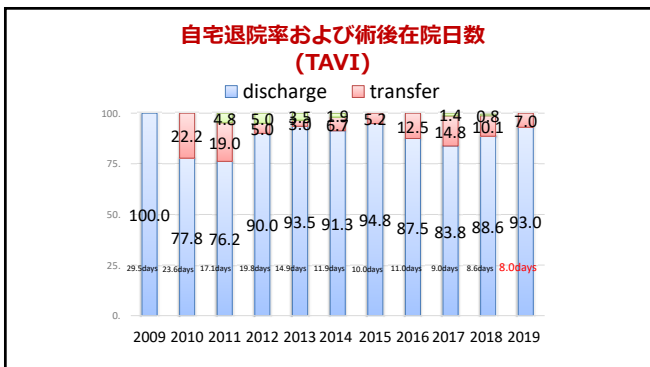
大阪大学心臓血管外科の成績



TAVI

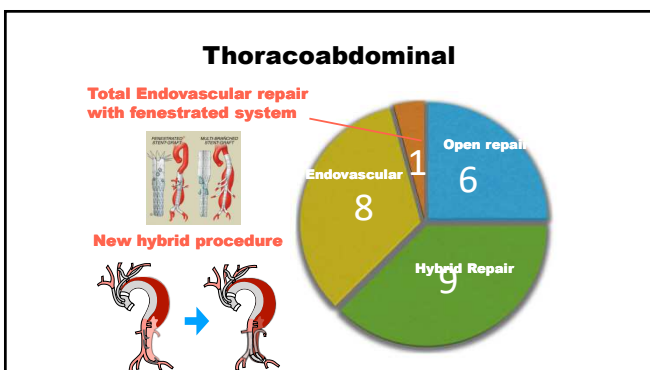
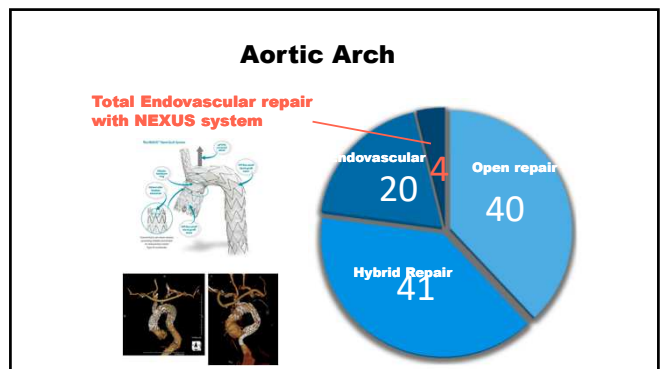
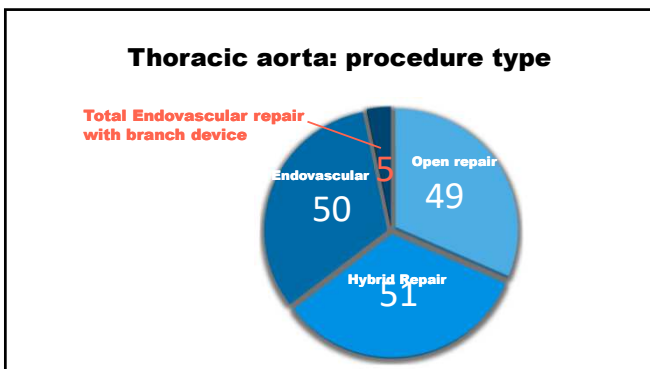
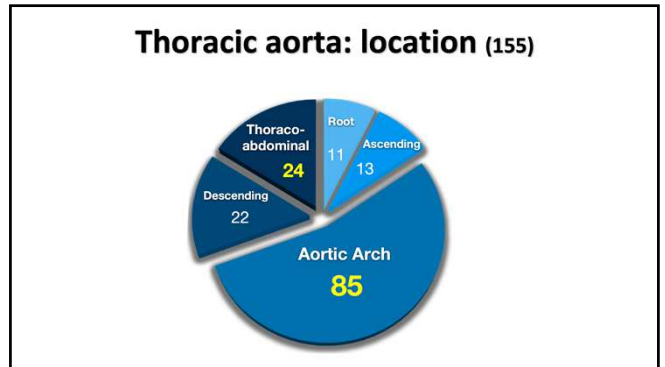
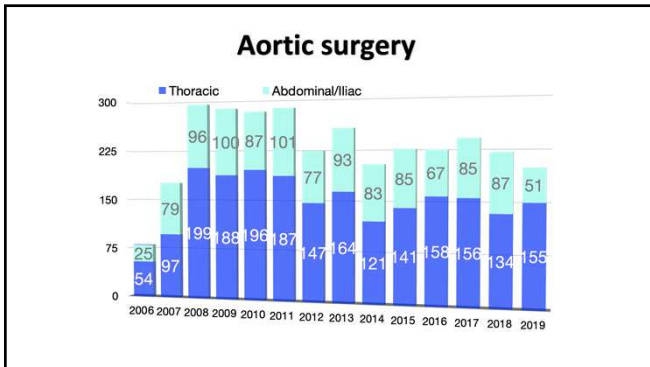


Risk Score	Total (n=752)	2019年 (N=105)	2018年 (N=123)	2017年 (N=143)	2016年 (N=96)	2015年 (N=96)	2014年 (N=104)	2013年 (N=46)	2012年 (N=40)	~2011年 (N=41)
Age (y)	83.0	84.7	82.3	83.0	83.0	82.7	83.4	81.6	81.6	84.0
Log. EuroSCORE (%)	21.6	20.0	16.9	19.9	21.7	24.6	25.4	24.5	24.1	21.6
STS score (%)	9.4	7.4	8.8	8.6	9.6	10.7	11.6	10.2	9.6	8.3




Aorta/Vascular Group


大阪大学心臓血管外科の成績

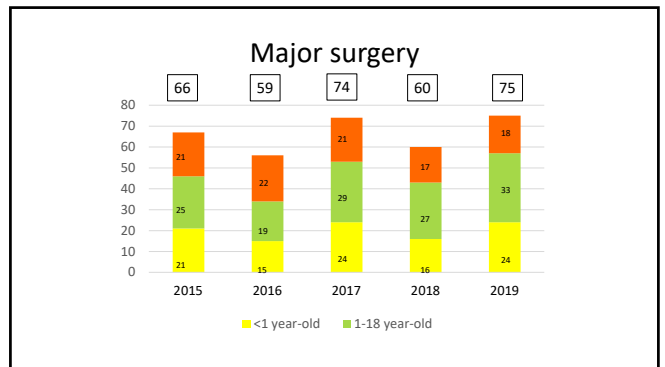
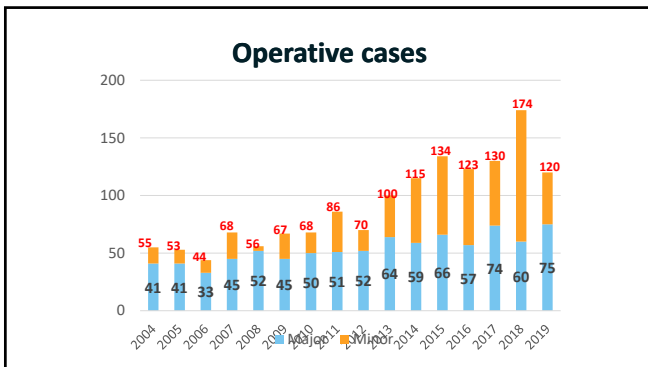


Peripheral Vascular

大阪大学心臓血管外科の成績

	
<PAD関連>	[Pseudoaneurysm]
[ASO]	上腕動脈修復 1例
• CFA endarterectomy 1例	鎖骨下動脈 coiling 1例
• FPBK bypass (in-situ) 1例	総大腿動脈修復 2例
• EVT 1例	[aneurysm]
[Acute limb ischemia]	膝窩動脈瘤 1例
• Thrombectomy 1例	上腸間膜動脈瘤 1例
	<Vascular access関連>
	• 上腕動脈表在化 1例
	• Angiography/PTA 1例

	
<h2>Congenital Group</h2>	



Heart Transplantation (n=9)

age	Dx
2y	DCM, s/p EXCOR implantation
7y	NCLV
10y	RCM
12y	RCM, s/p EXCOR implantation
13y	DCM
13y	DCM, s/p HAVD implantation
14y	rDCM, s/p HAVD implantation
16y	ICM (Kawasaki disease), s/p Jarvik 2000 implantation
17y	rDCM, s/p Jarvik 2000 implantation

Berlin Heart EXCOR® implantation

age	Dx
1m	rDCM
11m	DCM
2y	DCM
3y	RCM
3y	RCM

Berlin Heart EXCOR® explantation

age	Dx
1y	DCM
1y	DCM